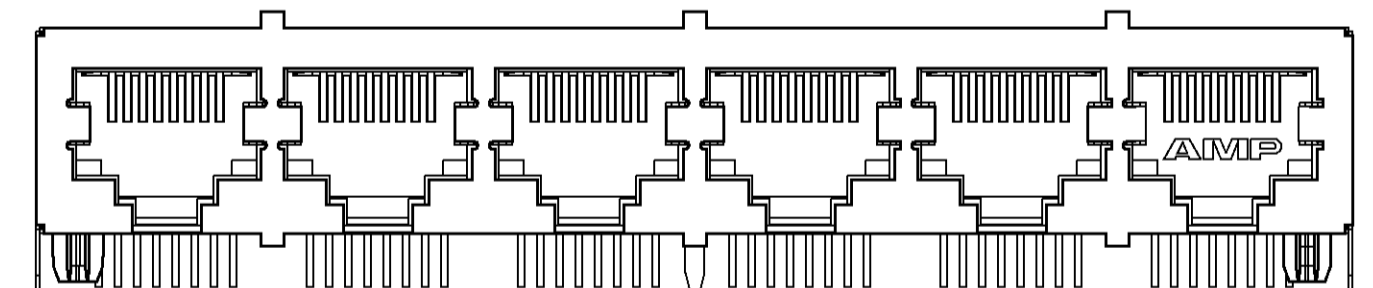
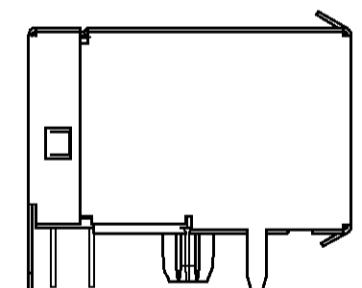
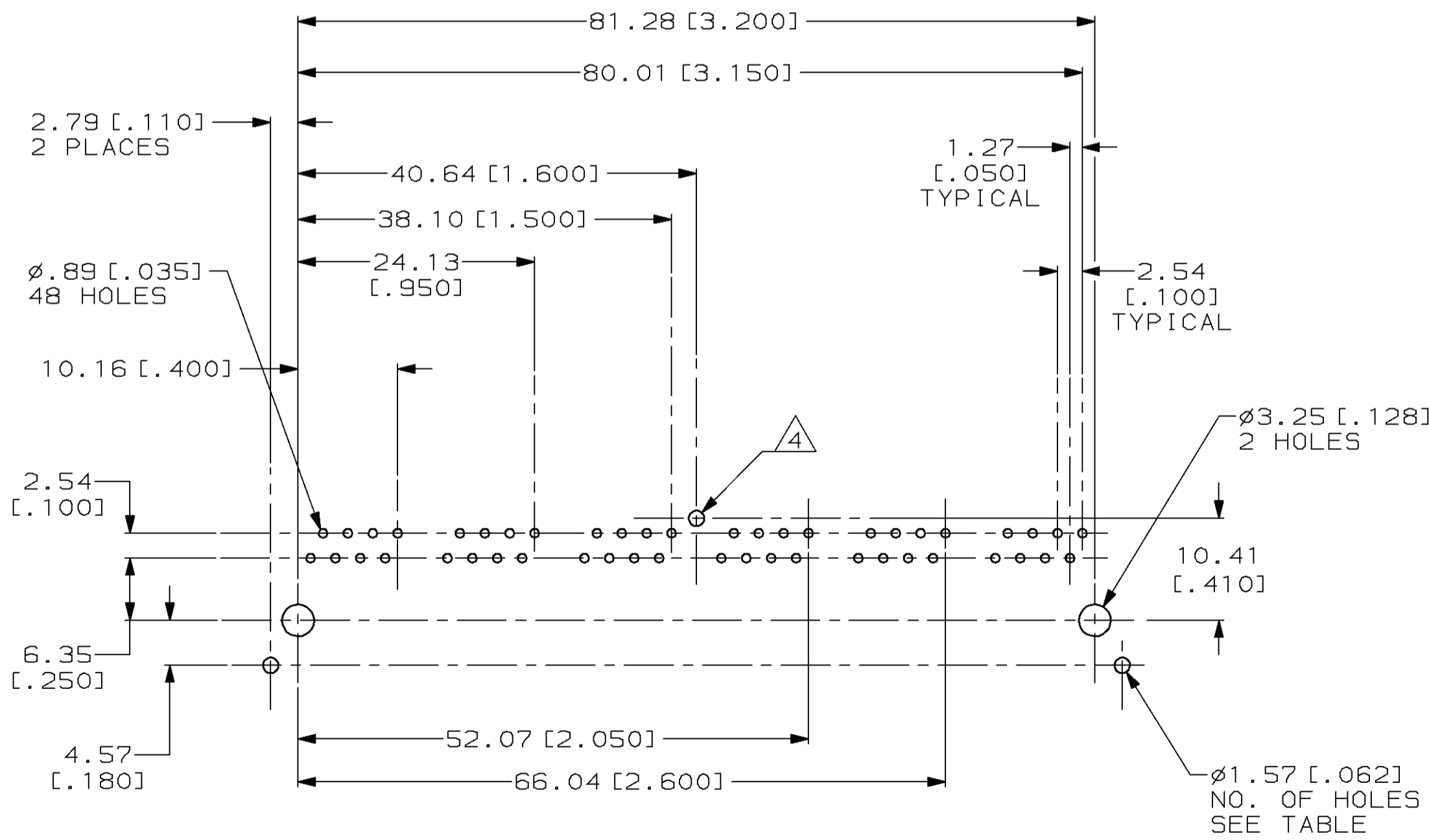
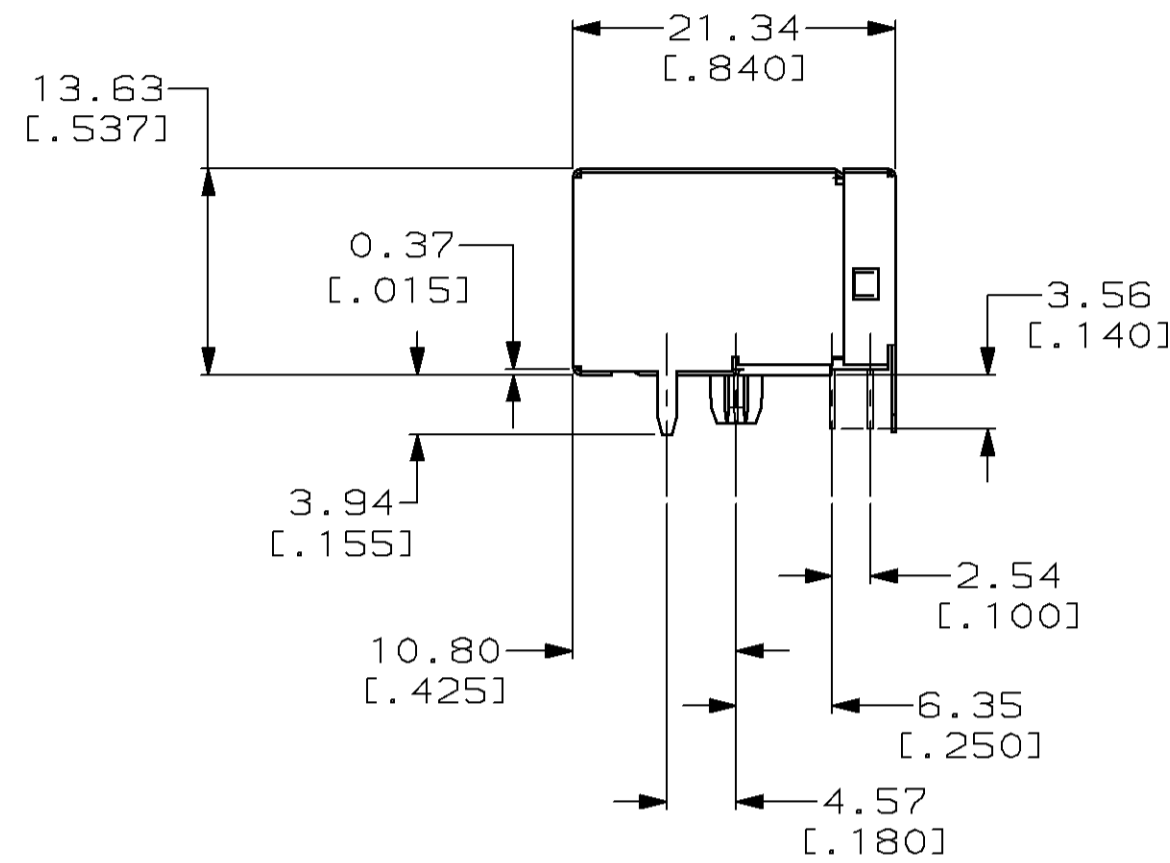
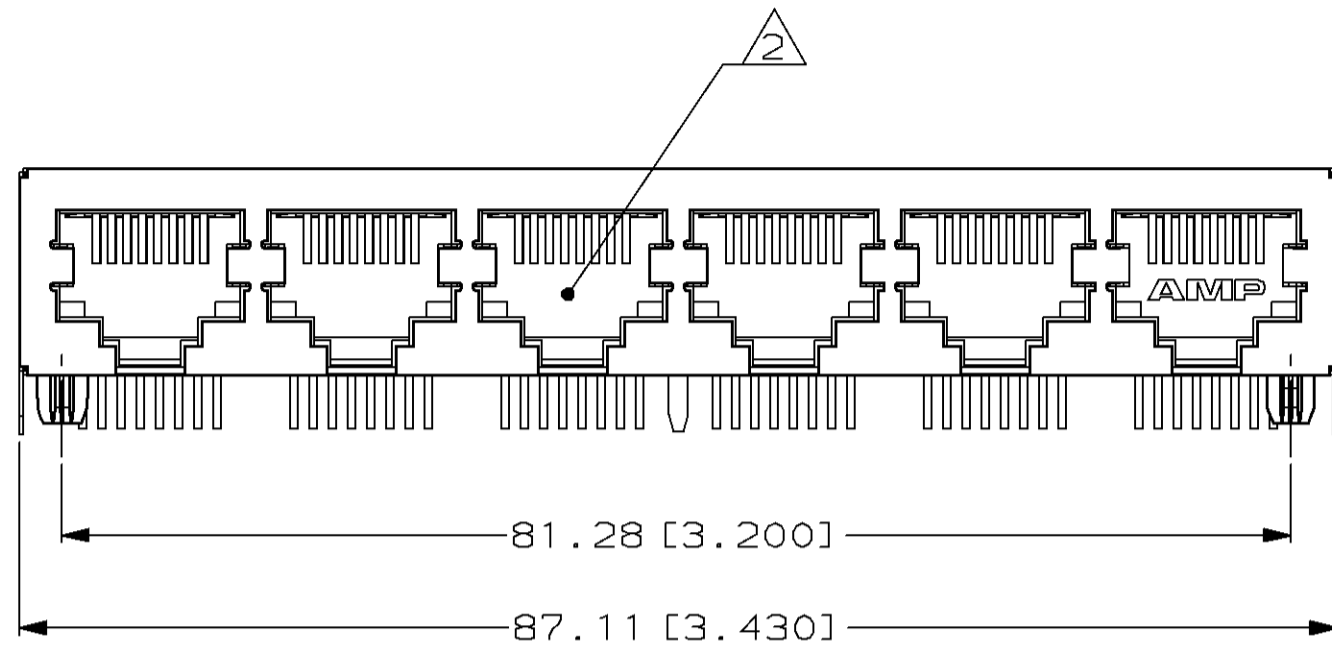


THIS DRAWING IS UNPUBLISHED. RELEASED FOR PUBLICATION
 © COPYRIGHT 19 BY AMP INCORPORATED. ALL RIGHTS RESERVED.

LOC		DIST		REVISIONS			
P	LTR	DESCRIPTION		DATE	DWN	APVD	
AA	22	B	REV; EC 0502-0866-97	03DEC97	DLD	CMB	

- 1 MATERIAL: HOUSING-PCT POLYESTER, BLACK, IR COMPATIBLE, UL 94V-0. TERMINALS-.013 [0.33] THICK PHOS BRONZE PLATED WITH .000050 [1.27µm] THICK HARD GOLD IN LOCALIZED AREA AND .000150 [3.81µm] THICK TIN-LEAD IN SOLDER AREA OVER .000050 [1.27µm] THICK NICKEL UNDERPLATE. SHIELD-.010 [0.254] THICK COPPER ALLOY PLATED WITH .000080 [2.03µm] MINIMUM TIN-LEAD OVER .000100 [2.54µm] MINIMUM COPPER.
- 2 JACK CAVITY COMFORMS TO FCC RULES AND REGULATIONS, PART 68 SUBPART F.
- 3 ALL DIMENSIONS SHOWN ARE NOMINAL UNLESS OTHERWISE SPECIFIED.
- 4 THIS HOLE IS REQUIRED FOR 557572-1 AND 557572-3.



VIEW APPLIES TO 557572-3 ONLY

SUGGESTED PC BOARD LAYOUT
 COMPONENT SIDE
 SEE APPLICATION SPECIFICATION

NO. OF HOLES	DESCRIPTION	PART NUMBER
3	PANEL GROUND SHIELD	557572-3
2	2 GROUND TABS	557572-2
3	3 GROUND TABS	557572-1

THIS DRAWING IS A CONTROLLED DOCUMENT FOR AMP INCORPORATED. IT IS SUBJECT TO CHANGE AND THE CONTROLLING ENGINEERING ORGANIZATION SHOULD BE CONTACTED FOR THE LATEST REVISION.		DWN V. SLACK 12MAR92	AMP AMP Incorporated Harrisburg, PA 17105-3608	
DIMENSIONS: mm [INCHES]		CHK B. FOX 10JUN92	NAME MODULAR JACK ASSEMBLY, 6 PORT, 8 POSITION, RIGHT ANGLE, SHIELDED	
TOLERANCES UNLESS OTHERWISE SPECIFIED:		APVD G. REED 15JUN92	PRODUCT SPEC 108-1392	
0 PLC ± 1 PLC ± 2 PLC ±0.25 [.01] 3 PLC ±0.13 [.005] 4 PLC ± ANGLES ± FINISH ±		APPLICATION SPEC 114-2048	SIZE A2	CAGE CODE 00779
MATERIAL		WEIGHT -	DRAWING NO 557572	
		CUSTOMER DRAWING	SCALE 2:1	SHEET 1 OF 1
			REV B	